










MADE IN GERMANY











WIMA Application Guide

Overview

Product Family	Range Description	Picture	Fields of Application						
			Automotive	Power	Lighting	Medical	Consumer	Telecom/Data	New Energy
SMD Capacitors	Size Codes 1812-6054 SMD-PET/-PEN/-PPS		✓	✓		✓	✓	✓	
Film Capacitors	PCM 2.5 - 52.5 mm MKS, MKP, FKS, FKP		✓	✓	✓	✓	✓	✓	
Pulse Duty Capacitors	PCM 7.5 - 52.5 mm MKP 10, FKP 4, FKP 1		✓	✓	✓	✓	✓	✓	
EMI Suppression Capacitors	PCM 7.5 - 37.5 mm MKP-X2, MKP-Y2, MKP-X1 R		✓	✓	✓	✓	✓	✓	✓
Filter Capacitors	PCM 27.5 - 52.5 mm MKP 4F		✓	✓		✓			✓
Snubber Capacitors	Variable terminations Snubber MKP/FKP		✓	✓		✓	✓		✓
GTO Capacitors	Axial screw connection GTO MKP			✓					✓
DC-LINK Capacitors	Variable contacts DC-LINK MKP 4/6/HC Customized		✓	✓		✓			✓
SuperCap Modules	Customized PowerBlocks		✓	✓		✓		✓	✓

Automotive

		Fields of Application									
		Safety			Auxiliaries			Powertrain		Features	
WIMA Products		Airbag control unit	Braking system control unit (ABS/ESC)	Tire pressure monitoring unit	HID lamps	Small motor drives (e.g. seats, windows, etc.)	Electrical power steering	Remote keyless entry	DC/DC converter and inverter, electric drives		Fuel pump, diesel filter control unit
SMD 0.01 μ F - 6.8 μ F 63 - 1000 VDC 1812 - 6054		SMD-PPS	SMD-PPS	SMD-PET, SMD-PEN, SMD-PPS		SMD-PET, SMD-PEN	SMD-PET, SMD-PEN	SMD-PET, SMD-PEN		SMD-PET, SMD-PEN	<ul style="list-style-type: none"> Operating temp. up to 140°C Operating life > 300 000 h Suitable for lead-free soldering with T ≤ 250°C
Film 1000 pF - 680 μ F 50 - 2000 VDC PCM 2.5 - 52.5			MKS, FKS	MKS, FKS		MKP	MKS, MKP, FKS	MKP		MKS	<ul style="list-style-type: none"> Operating temp. up to 125°C Operating life > 300 000 h Smallest PCM 2.5 mm AEC-Q200 (MKS, MKP)
Pulse Duty 100 pF - 47 μ F 100 - 6000 VDC PCM 7.5 - 52.5					MKP 10, FKP 4, FKP 1, MKP				MKP 10, FKP 4, FKP 1, MKP		<ul style="list-style-type: none"> Operating temp. up to 105°C Operating life > 300 000 h Highest du/dt AEC-Q200 qualified
RFI 1000 pF - 10 μ F 300 - 440 VAC PCM 7.5 - 37.5									MKP-X2, MKP-Y2, MKP-X1 R		<ul style="list-style-type: none"> Operating temp. up to 105°C High degree of interference suppression and low ESR AEC-Q200 qualified
Filter 0.68 μ F - 75 μ F 230 - 440 VAC PCM 27.5 - 52.5									MKP 4F		<ul style="list-style-type: none"> Operating temp. up to 105°C Operating life > 60 000 h High AC voltage capabilities AEC-Q200 qualified
Snubber 0.01 μ F - 8 μ F 630 - 4000 VDC Variable contacts									Snubber MKP/FKP		<ul style="list-style-type: none"> Operating temp. up to 105°C Operating life > 300 000 h Various contact configuration AEC-Q200 qualified
DC-LINK 1 μ F - 8250 μ F 400 - 1500 VDC Variable contacts									DC-LINK		<ul style="list-style-type: none"> Operating temp. up to 105°C Operating life > 100 000 h 2-pin, 4-pin, plates, screws AEC-Q200 (DCL MKP 4)
PowerBlock Customized		SuperCap modules for board stabilization and safety backup				SuperCap modules for local power supply			SuperCap modules for recuperation of braking energy/power boost		<ul style="list-style-type: none"> Operating temp. up to 65°C Operating life > 10 years Discharge current up to several 1000 A

Power Electronics

WIMA Products

		Fields of Application					Features	
		Power Electronics						
		Battery charger	Frequency converter	Power supply/ SMPS	UPS	AC filter, harmonic filter	Electrical power meter	
SMD Capacitors 0.01 μF - 6.8 μF 63 - 1000 VDC Size Codes 1812 - 6054		SMD-PET, SMD-PEN					SMD-PET, SMD-PEN, SMD-PPS	<ul style="list-style-type: none"> Operating temp. up to 140°C Operating life > 300 000 h Suitable for lead-free soldering with $T \leq 250^\circ\text{C}$
Film Capacitors 1000 pF - 680 μF 50 - 2000 VDC PCM 2.5 - 52.5 mm		MKS, MKP, FKS					MKS, MKP, FKS	<ul style="list-style-type: none"> Operating temp. up to 125°C Operating life > 300 000 h Smallest PCM 2.5 mm
Pulse Duty Capacitors 100 pF - 47 μF 100 - 6000 VDC PCM 7.5 - 52.5 mm			MKP 10, FKP 4, FKP 1, MKP	MKP 10, FKP 4, FKP 1, MKP				<ul style="list-style-type: none"> Operating temp. up to 105°C Operating life > 300 000 h Highest du/dt
RFI Capacitors 1000 pF - 10 μF 300 - 440 VAC PCM 7.5 - 37.5 mm		MKP-X2, MKP-Y2, MKP-X1 R	MKP-X2, MKP-Y2, MKP-X1 R	MKP-X2, MKP-Y2, MKP-X1 R				<ul style="list-style-type: none"> Operating temp. up to 105°C Operating life > 300 000 h High degree of interference suppression and low ESR
Filter Capacitors 0.68 μF - 75 μF 230 - 440 VAC PCM 7.5 - 52.5 mm					MKP 4F	MKP 4F		<ul style="list-style-type: none"> Operating temp. up to 105°C Operating life > 60 000 h High AC voltage capabilities
Snubber Capacitors 0.01 μF - 8 μF 630 - 4000 VDC Variable terminations			Snubber MKP, Snubber FKP	Snubber MKP, Snubber FKP	Snubber MKP, Snubber FKP			<ul style="list-style-type: none"> Operating temp. up to 105°C Operating life > 300 000 h Various contact configurations
DC-LINK Capacitors 1 μF - 8250 μF 400 - 1500 VDC Variable terminations			DC-LINK					<ul style="list-style-type: none"> Operating temp. up to 105°C Operating life > 100 000 h 2-pin-, 4-pin-, screwable plate or screw connections
SuperCap Modules Customized				PowerBlock as uninterruptible power supply (UPS)				<ul style="list-style-type: none"> Operating temp. up to 65°C Operating life > 10 years Discharge current up to several 1000 A









Lighting

WIMA Products

		Fields of Application		Features
		Lighting		
		Electronic ballasts	Energy saving lamps	
Metallized Capacitors 1000 pF - 680 μF 50 - 2000 VDC PCM 5 - 52.5 mm		MKP 2, MKS 4, MKP 4	MKS 2, MKP 2, MKS 4, MKP 4	<ul style="list-style-type: none"> Polyethylene-terephthalate (PET) dielectric Good resistiveness to increased temperature Low dissipation factor Self-healing properties Polypropylene (PP) dielectric Negative capacitance change versus temperature Very low dissipation factor Self-healing properties
Pulse Duty Capacitors 100 pF - 47 μF 100 - 6000 VDC PCM 7.5 - 52.5 mm		MKP 10, FKP 4, FKP 1	MKP 10, FKP 4, FKP 1	<ul style="list-style-type: none"> Polypropylene (PP) dielectric High pulse duty Internal series connection (MKP 10 \geq 630 VDC, FKP 4, FKP 1) Negative capacitance change versus temperature Very low dissipation factor Self-healing properties
RFI Capacitors 1000 pF - 10 μF 300 VAC - 440 VAC PCM 7.5 - 37.5 mm Class X1, X2, Y2		MKP-X2, MKP-Y2, MKP-X1 R	MKP-X2, MKP-Y2, MKP-X1 R	<ul style="list-style-type: none"> Polypropylene (PP) dielectric High degree of interference suppression due to good attenuation and low ESR Self-healing properties






Medical

WIMA Products

		Fields of Application						Features	
		Medical							
		Imaging equipment (CT, MRT, X-Ray, ultrasound)	Anesthesia equipment	Cleaning equipment	Defibrillation devices	Patient care monitoring (glucose, blood gas, telemetry)	Respiration technology	Laser technology	
SMD Capacitors 0.01 μF - 6.8 μF 63 - 1000 VDC Size 1812 - 6054			SMD-PET, SMD-PEN, SMD-PPS	SMD-PET, SMD-PEN, SMD-PPS		SMD-PET, SMD-PEN, SMD-PPS	SMD-PET, SMD-PEN, SMD-PPS		<ul style="list-style-type: none"> Operating temp. up to 140°C Operating life > 300 000 h Suitable for lead-free soldering with $T \leq 250^\circ\text{C}$
Film Capacitors 1000 pF - 680 μF 50 - 2000 VDC PCM 2.5 - 52.5 mm		MKP	MKS, MKP	MKS, MKP		MKS, MKP	MKS, MKP		<ul style="list-style-type: none"> Operating temp. up to 125°C Operating life > 300 000 h Smallest PCM 2.5 mm
Pulse Duty Cap. 100 pF - 47 μF 100 - 6000 VDC PCM 7.5 - 52.5 mm		MKP 10, FKP 4, FKP 1			MKP 10, FKP 4, FKP 1	MKP 10, FKP 4, FKP 1		MKP 10, FKP 4, FKP 1	<ul style="list-style-type: none"> Operating temp. up to 105°C Operating life > 300 000 h Highest du/dt
RFI Capacitors 1000 pF - 10 μF 300 - 440 VAC PCM 7.5 - 37.5 mm		MKP-X2, MKP-Y2, MKP-X1 R	MKP-X2, MKP-Y2, MKP-X1 R	MKP-X2, MKP-Y2, MKP-X1 R	MKP-X2, MKP-Y2, MKP-X1 R	MKP-X2, MKP-Y2, MKP-X1 R	MKP-X2, MKP-Y2, MKP-X1 R		<ul style="list-style-type: none"> Operating temp. up to 105°C Operating life > 300 000 h High degree of interference suppression and low ESR
Filter Capacitors 0.68 μF - 75 μF 230 - 440 VAC PCM 27.5 - 52.5 mm		MKP 4F							<ul style="list-style-type: none"> Operating temp. up to 105°C Operating life > 60 000 h High AC voltage capabilities
Snubber Cap. 0.01 μF - 8 μF 630 - 4000 VDC Variable terminations		Snubber MKP, Snubber FKP						Snubber MKP, Snubber FKP	<ul style="list-style-type: none"> Operating temp. up to 105°C Operating life > 300 000 h Various contact configurations
GTO Capacitors 1,0 μF - 100 μF 400 - 2000 VDC Axial terminations								GTO MKP	<ul style="list-style-type: none"> Operating temp. up to 85°C Operating life > 300 000 h Axial screw connections
SuperCap Modules Customized					PowerBlock				<ul style="list-style-type: none"> Operating temp. up to 65°C Operating life > 10 years Discharge current up to several 1000 A






Consumer Electronics

WIMA Products

		Fields of Application						Features	
		Consumer Electronics							
		High-end audio systems	Amplifier	LCD/ Plasma TVs	Set top boxes	Video systems	Control units for home appliances	White goods (induction cooker, ignition units etc.)	
SMD Capacitors 0.01 μF - 6.8 μF 63 - 1000 VDC Size 1812 - 6054		SMD-PPS	SMD-PET, SMD-PEN, SMD-PPS	SMD-PET, SMD-PEN		SMD-PET, SMD-PEN	SMD-PET, SMD-PEN	SMD-PET, SMD-PEN	<ul style="list-style-type: none"> Operating temp. up to 140°C Operating life > 300 000 h Suitable for lead-free soldering with $T \leq 250^\circ\text{C}$
Film Capacitors 27 pF - 680 μF 50 - 2000 VDC PCM 2.5 - 52.5 mm		MKS, MKP, FKP	MKS, MKP, FKP		MKP	MKS	MKS, MKP	MKS, MKP, FKS	<ul style="list-style-type: none"> Operating temp. up to 125°C Operating life > 300 000 h Smallest PCM 2.5 mm
Pulse Duty Cap. 100 pF - 47 μF 100 - 6000 VDC PCM 7.5 - 52.5 mm		MKP 10	MKP 10	MKP 10		MKP 10, FKP 4, FKP 1		MKP 10, FKP 4, FKP 1	<ul style="list-style-type: none"> Operating temp. up to 105°C Operating life > 300 000 h Highest du/dt
RFI Capacitors 1000 pF - 10 μF 300 - 440 VAC PCM 7.5 - 37.5 mm		MKP-X2, MKP-Y2, MKP-X1 R	MKP-X2, MKP-Y2, MKP-X1 R	MKP-X2, MKP-Y2, MKP-X1 R		MKP-X2, MKP-Y2, MKP-X1 R	MKP-X2, MKP-Y2, MKP-X1 R	MKP-X2, MKP-Y2, MKP-X1 R	<ul style="list-style-type: none"> Operating temp. up to 105°C Operating life > 300 000 h High degree of interference suppression and low ESR
Snubber Cap. 0.01 μF - 8 μF 680 - 4000 VDC Variable terminations								Snubber MKP, Snubber FKP	<ul style="list-style-type: none"> Operating temp. up to 105°C Operating life > 300 000 h Various contact configurations







Telecommunication/ Data Processing

WIMA Products

		Fields of Application					Features	
		Telecommunication/Data Processing						
		Power supply	Splitter	Data processing systems (server etc.)	Network devices (router, switcher, hubs, modems)	Wireless communication (WLAN/UMTS etc.)	Data security	
SMD Capacitors 0.01 μF - 6.8 μF 63 - 1000 VDC Size 1812 - 6054			SMD-PET, SMD-PEN, SMD-PPS	SMD-PET, SMD-PEN, SMD-PPS	SMD-PET, SMD-PEN, SMD-PPS	SMD-PET, SMD-PEN, SMD-PPS		<ul style="list-style-type: none"> Operating temp. up to 140°C Operating life > 300 000 h Suitable for lead-free soldering with $T \leq 250^\circ\text{C}$
Film Capacitors 1000 pF - 680 μF 50 - 2000 VDC PCM 2.5 - 52.5 mm			MKS, MKP	MKS, MKP, FKS	MKS, MKP, FKS	MKS, MKP, FKS		<ul style="list-style-type: none"> Operating temp. up to 125°C Operating life > 300 000 h Smallest PCM 2.5 mm
Pulse Duty Cap. 100 pF - 47 μF 100 - 6000 VDC PCM 7.5 - 52.5 mm		MKP 10, FKP 4, FKP 1		MKP 10, FKP 4, FKP 1	MKP 10, FKP 4, FKP 1	MKP 10, FKP 4, FKP 1		<ul style="list-style-type: none"> Operating temp. up to 105°C Operating life > 300 000 h Highest du/dt
RFI Capacitors 1000 pF - 10 μF 300 - 440 VAC PCM 7.5 - 37.5 mm		MKP-X2, MKP-Y2, MKP-X1 R		MKP-X2, MKP-Y2, MKP-X1 R	MKP-X2, MKP-Y2, MKP-X1 R			<ul style="list-style-type: none"> Operating temp. up to 105°C Operating life > 300 000 h High degree of interference suppression and low ESR
SuperCap Modules Customized							PowerBlock	<ul style="list-style-type: none"> Operating temp. up to 65°C Operating life > 10 years Discharge current up to several 1000 A

New Energy

WIMA Products

		Fields of Application					Features
		New Energy					
		Energy storage	Converter	Power supply	UPS	Grid interface	
Pulse Duty Cap. 100 pF - 47 μF 100 - 6000 VDC PCM 7.5 - 52.5 mm			MKP 10, FKP 4, FKP 1, MKP	MKP 10, FKP 4, FKP 1, MKP	MKP 10, FKP 4, FKP 1, MKP		<ul style="list-style-type: none"> Operating temp. up to 105°C Operating life > 300 000 h Highest du/dt
Filter Capacitors 0.68 μF - 75 μF 230 - 440 VAC PCM 27.5 - 52.5 mm			MKP 4F			MKP 4F	<ul style="list-style-type: none"> Operating temp. up to 105°C Operating life > 60 000 h High AC voltage capabilities
Snubber Capacitors 0.01 μF - 8 μF 630 - 4000 VDC Variable terminations			Snubber MKP, Snubber FKP	Snubber MKP, Snubber FKP	Snubber MKP, Snubber FKP		<ul style="list-style-type: none"> Operating temp. up to 105°C Operating life > 300 000 h Various contact configurations
GTO Capacitors 1.0 μF - 100 μF 400 - 2000 VDC Axial screw connection			GTO MKP	GTO MKP	GTO MKP		<ul style="list-style-type: none"> Operating temp. up to 85°C Operating life > 300 000 h Axial screw connections
DC-LINK Cap. 1 μF - 8250 μF 400 - 1500 VDC Variable terminations			DC-LINK	DC-LINK	DC-LINK		<ul style="list-style-type: none"> Operating temp. up to 105°C Operating life > 100 000 h 2-pin, 4-pin, screwable plates or screw connections
SuperCap Modules Customized		PowerBlock		PowerBlock	PowerBlock		<ul style="list-style-type: none"> Operating temp. up to 65°C Operating life > 10 years Discharge current up to several 1000 A

WIMA SMD Capacitors

Fields of Application: Automotive, Power, Medical, Consumer, Telecom./Data Processing					
Product Type	Application Function	Circuit Application	Waveform	Requirements	Special Characteristics
SMD-PET, SMD-PEN, SMD-PPS	Blocking/Coupling High-Pass Filter: • preventing DC voltages • transferring AC voltages			<ul style="list-style-type: none"> • High insulation resistance • Low self-inductance (to observe voltage-rating) 	<ul style="list-style-type: none"> ■ Operating temperature up to 125°C (PET, PEN) or 140°C (PPS) ■ Suitable for lead-free soldering at elevated processing temperature $T_{peak} = 250°C$ (PEN, PPS) ■ Suitable for filtering due to low dissipation factor (SMD-PPS) <p>Compared to Ceramic SMD (MLCC):</p> <ul style="list-style-type: none"> ■ No internal cracks or delamination ■ $\Delta C/C$ over temperature: very low (SMD-PET, SMD-PEN) or extreme low (SMD-PPS) ■ Self-healing capability results in high withstanding voltage, high reliability
	Bypass/Decoupling Low-Pass-Filter: • suppressing transmission of high frequencies (AC voltage)			<ul style="list-style-type: none"> • High insulation resistance • Low self-inductance 	
	Smoothing • smoothing of pulsating DC-voltages from AC rectifier			<ul style="list-style-type: none"> • Comparably high capacitance • Low dissipation factor (to observe frequency) 	
SMD-PPS	Band-Pass Filter (e.g. Audio, TV) • pass frequencies within a certain range • attenuate frequencies outside that range			<ul style="list-style-type: none"> • Low dissipation factor • Stable capacitance 	
	Band-Stop Filter (e.g. Audio, TV) • attenuate frequencies within a specific range • pass frequencies outside that ranges			<ul style="list-style-type: none"> • Low dissipation factor • Stable capacitance 	

WIMA Film Capacitors (PCM 2.5 - 52.5 mm)

Fields of Application: Automotive, Power, Lighting, Medical, Consumer, Telecom./Data Processing					
Product Type	Application Function	Circuit Application	Waveform	Requirements	Special Characteristics
MKS 02, MKS 2, MKS 4, FKS 2, FKS 3 MKP 2, MKP 4 (HF-Coupling/Decoupling)	Blocking/Coupling High-Pass Filter: • preventing DC voltages • transferring AC voltages			<ul style="list-style-type: none"> • High insulation resistance • Low self-inductance (to observe voltage rating) 	<p>Metallized Capacitors (MK-Types):</p> <ul style="list-style-type: none"> ■ High capacitance values in small box sizes ■ Smallest PCM: 2.5 mm (MKS 02) ■ $\Delta C/C$ over temperature: very low (MKS, MKP) ■ Self-healing capability results in high withstanding voltage, high reliability ■ Very low dissipation factor (MKP) ■ High frequency applications (MKP) due to low dissipation ■ AEC-Q200 qualified (MKS, MKP)
	Bypass/Decoupling Low-Pass Filter: • suppressing transmission of high frequencies (AC voltage)			<ul style="list-style-type: none"> • High insulation resistance • Low self-inductance 	
MKS 02, MKS 2, MKS 4, MKP 4	Smoothing • smoothing of pulsating DC voltages from AC rectifier			<ul style="list-style-type: none"> • Comparably high capacitance • Low dissipation factor (to observe frequency) 	<p>Film/Foil Capacitors (FK-Types):</p> <ul style="list-style-type: none"> ■ High pulse and current rating ■ Smallest PCM: 2.5 mm (FKP 02) ■ $\Delta C/C$ over temperature: very low (FKS, FKP) ■ High insulation resistance (FKS) or very high insulation resistance (FKP)
FKP 02, FKP 2, FKP 3, MKP 2, MKP 4	Band-Pass Filter (e.g. Audio, TV) • pass frequencies within a specific range • attenuate frequencies outside that range			<ul style="list-style-type: none"> • Low dissipation factor • Stable capacitance 	
	Band-Stop Filter (e.g. Audio, TV) • attenuate frequencies within a specific range • pass frequencies outside that range			<ul style="list-style-type: none"> • Low dissipation factor • Stable capacitance 	

Continuation...

Fields of Application: Automotive, Power, Lighting, Medical, Consumer, Telecom./Data Processing

Product Type	Application Function	Circuit Application	Waveform	Requirements	Special Characteristics
FKP 02, FKP 2, FKP 3, MKP 2, MKP 4	Timing (e.g. Signal Light) <ul style="list-style-type: none"> when capacitor is charged voltage is increasing over time after passing certain value a new state change occur 			<ul style="list-style-type: none"> High insulation resistance Stable capacitance 	<p>... Continuation</p> <ul style="list-style-type: none"> Close tolerances up to $\pm 1\%$ (FKP) High-frequency applications (FKP) due to very low dissipation factor High reliability
FKP 02, FKP 2, FKP 3, MKP 2, MKP 4	Sample & Hold (e.g. Amplifier) Analogue-Digital Converter: <ul style="list-style-type: none"> capacitor is used to store analogue voltage value electronic switch is used to connect/disconnect capacitor from analogue input (sampling rate) 			<ul style="list-style-type: none"> Low dielectric absorption High insulation resistance 	
FKP 02, FKP 2, FKP 3, MKP 2, MKP 4	Peak Voltage Detectors <ul style="list-style-type: none"> diode conducts positive "half cycles" to charge capacitor to U_{peak} U_{peak} stored in the capacitor, the diode is blocking current flow capacitor retains the peak value even if the waveform drops to zero 			<ul style="list-style-type: none"> Low dielectric absorption High insulation resistance 	



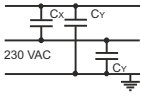
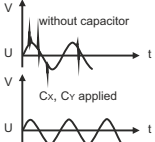
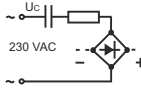
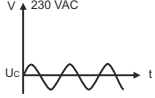

WIMA Pulse Duty Capacitors (PCM 7.5 - 52.5 mm)

Fields of Application: Automotive, Power, Lighting, Medical, Consumer, Telecom./Data Processing

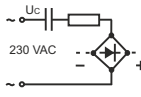
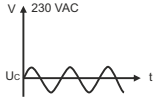

Product Type	Application Function	Circuit Application	Waveform	Requirements	Special Characteristics
MKP 10, FKP 4, FKP 1	Fly-Back (e.g. Monitor, TV) <ul style="list-style-type: none"> current flows from deflection coil to fly-back capacitor electron beam is rapidly shifted from right to left side of screen 			<ul style="list-style-type: none"> Low dissipation factor High pulse rise time High dielectric strength 	<ul style="list-style-type: none"> Pulse and current rating: high (MKP 10), very high (FKP 4) or extremely high (FKP 1) Self-healing capability results in high withstanding voltage, outstanding reliability Very low dissipation factor High insulation resistance AEC-Q200 qualified
MKP 10 (MKP 4)	S-Correction (Smoothing) <ul style="list-style-type: none"> Current flows from C_L through trafo deflection coils to C_S C_S is smoothing pulsating DC voltage 			<ul style="list-style-type: none"> Low dissipation factor Good pulse rise time 	
MKP 10, FKP 4, FKP 1	Energy Storage (e.g. Ballasts) <ul style="list-style-type: none"> capacitor is charged to a high voltage, stores the energy and then releases it in short time 			<ul style="list-style-type: none"> High pulse rise time High (surge) current carrying capacity High insulation resistance 	
MKP 10, FKP 4, FKP 1	Oscillating Circuit Resonant system (LC): <ul style="list-style-type: none"> AC voltage oscillates at resonant frequency see also filter applications 			<ul style="list-style-type: none"> Low dissipation factor Stable capacitance (please refer to technical data) 	
MKP 10, FKP 4, FKP 1, (FKP 02, FKP 2, FKP 3)	Snubbing (e.g. Relay) <ul style="list-style-type: none"> capacitor attenuate over-voltage peaks by high current switching 			<ul style="list-style-type: none"> Low dissipation factor High pulse rise time (please refer to technical data) 	



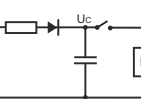

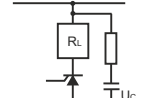


WIMA EMI Suppression Capacitors

Fields of Application: Automotive, Power, Lighting, Medical, Consumer, Telecom./Data Processing, New Energy					
Product Type	Application Function	Circuit Application	Waveform	Requirements	Special Characteristics
MKP-X2, MKP-Y2, MKP-X1 R	EMI Suppression <ul style="list-style-type: none"> capacitor suppress high-frequency disturbances of electrical equipment on the mains class X capacitors are connected between phase and neutral or phase and phase conductors class Y capacitors are connected between phase conductors and earthed casing and thus by-pass operating insulation 			<ul style="list-style-type: none"> High degree of interference suppression and low ESR 	<ul style="list-style-type: none"> Operating temperature up to 105°C High degree of interference suppression due to good attenuation and low ESR High volume/capacitance ratio AEC-Q200 qualified
MKP-X2, MKP-X2 R, (MKP-X1 R), (MKS 4), ≥ 630 VDC, ≥ PCM 10)	Voltage Dropper <ul style="list-style-type: none"> capacitor voltage divider 			<ul style="list-style-type: none"> High capacitance stability Flame retardant (please check if approvals are required) 	

WIMA Filter Capacitors

Fields of Application: Automotive, Power, Medical, New Energy					
Product Type	Application Function	Circuit Application	Waveform	Requirements	Special Characteristics
MKP 4F	Voltage Dropper <ul style="list-style-type: none"> capacitor voltage divider 			<ul style="list-style-type: none"> High capacitance stability Flame retardant (please check if approvals are required) 	<ul style="list-style-type: none"> Operating temperature up to 105°C High volume/capacitance ratio Rated voltages up to 440 VAC AEC-Q200 qualified
					

WIMA Snubber Capacitors

Fields of Application: Automotive, Power, Medical, Consumer, New Energy					
Product Type	Application Function	Circuit Application	Waveform	Requirements	Special Characteristics
Snubber MKP, Snubber FKP	Energy Storage <ul style="list-style-type: none"> capacitor is charged to a high voltage, stores the energy and releases it in short time 			<ul style="list-style-type: none"> High pulse rise time High (surge) current carrying capacity High insulation resistance 	<ul style="list-style-type: none"> Pulse and current rating: high (MKP) or very high (FKP) High volume/capacitance ratio (MKP) Self-healing capability results in high withstanding voltage, outstanding reliability Very low dissipation factor High insulation resistance Low self-inductance Particularly reliable contact configuration: 4-pin or screwable plates AEC-Q200 qualified
Snubber MKP, Snubber FKP	Snubbing (e.g. IGBT) <ul style="list-style-type: none"> capacitor attenuates over-voltage peaks by high current switching 			<ul style="list-style-type: none"> Low dissipation factor High pulse rise time (please refer to technical data) Low self-inductivity 	


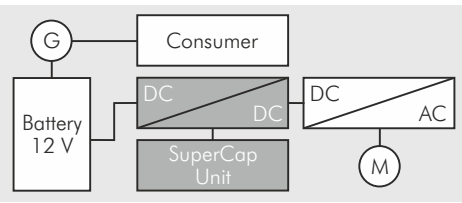



WIMA GTO Capacitors

Fields of Application: Power, New Energy					
Product Type	Application Function	Circuit Application	Waveform	Requirements	Special Characteristics
GTO MKP	Energy Storage <ul style="list-style-type: none"> capacitor is charged to a high voltage, stores the energy and releases it in short time 			<ul style="list-style-type: none"> High pulse rise time High (surge) current carrying capacity High insulation resistance 	<ul style="list-style-type: none"> Very high pulse and current rating Self-healing capability results in high withstanding voltage, outstanding reliability Very low dissipation factor High insulation resistance Low self-inductance High mechanical stability High shock and vibration resistance
GTO MKP	Snubbing (e.g. GTO Thyristor) <ul style="list-style-type: none"> capacitor attenuates over-voltage peaks by high current switching 			<ul style="list-style-type: none"> Low dissipation factor High pulse rise time (please refer to technical data) Low self-inductivity 	




WIMA DC-LINK Capacitors

Fields of Application: Automotive, Medical, Power, New Energy				
Product Type	Application Function	Requirements	Special Characteristics	
DC-LINK MKP 4, DC-LINK MKP 6, DC-LINK HC, Customized	Energy Buffer e.g. in: <ul style="list-style-type: none"> Converter Power Supplies Solar Inverter E-Mobility (Battery Charger, Motor Drives & Power Train) <ul style="list-style-type: none"> capacitor stores DC voltage in an intermediate circuit high frequency ripple voltage generated by inverter is short-circuited 	<ul style="list-style-type: none"> High volume/capacitance ratio High DC voltage strength Low dissipation factor 	<ul style="list-style-type: none"> Volume/capacitance ratio: high (DC-LINK MKP 4) or very high (DC-LINK MKP 6, DC-LINK HC, Customized) High mechanical stability Particularly reliable contact configuration: 2-pin, 4-pin, screwable plate or screw connection (male or female) AEC-Q200 qualified (DC-LINK MKP 4) <p>Advantages Compared to Aluminium Electrolytic Capacitors:</p> <ul style="list-style-type: none"> Low self-inductance High ripple current capability High voltage/over-voltage strength by specific metallization Outstanding self-healing capability Very constant $\Delta C/C$ Very low dissipation factor and ESR Dry construction without electrolyte results in high reliability Non-polar construction High insulation resistance 	
	Circuit Application			
Examples of Customized DC-LINK Capacitors				


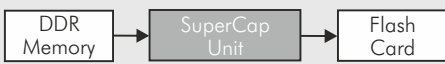


WIMA SuperCap Modules - Automotive

Fields of Application: Automotive (Cars, Trucks, Busses, Military Vehicles, Forklifts etc.)				
Product Type	Application Function	Figure	Requirements	Special Characteristics
PowerBlock, Customized	<p>Recuperation of Braking Energy/Power Boost</p> <ul style="list-style-type: none"> SuperCap unit stores energy generated by braking and releases it within short time for acceleration <p>Peak-Load Levelling</p> <ul style="list-style-type: none"> SuperCap unit supports battery by covering power-peaks <p>Local Power Supply</p> <ul style="list-style-type: none"> SuperCap unit supplies local electric system which need peak-power within short time <p>Boardnet Stabilisation</p> <ul style="list-style-type: none"> Safety backup for security relevant on-board electronic systems 	<p>Combination with Battery in Hybrid and Electric Cars</p>  <ul style="list-style-type: none"> Engine starting Start-stop Electric heating Electric steering Electronic stability control 4-wheel steering Electric brakes Electric fan Electric water pump Audio system Door close/lock 	<ul style="list-style-type: none"> Low fuel consumption Low CO2 emission High dynamic Low weight of battery High efficiency Long life-time of battery High reliability of on-board electronics 	<ul style="list-style-type: none"> Fast supply of several 100 A up to 3000 A in direct current operation Operating temperature range from -40°C to +65°C Many years of maintenance-free operation with clearly more than 1 000 000 charge/discharge cycles Life expectancy of more than 10 years Low weight as against batteries or secondary batteries Environmentally friendly materials 
PowerBlock, Customized	<p>Cranking of Engines</p> <ul style="list-style-type: none"> SuperCap unit supplies peak-power within a short time to crank an engine After cranking the engine the SuperCap unit get charged immediatly 	<p>Replacement of Starter Batteries</p> 	<ul style="list-style-type: none"> Power supply under extreme weather conditions (-40°C) Long de-energized periods (vintage cars) No maintenance cost 	


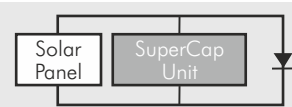


WIMA SuperCap Modules - Transportation

Fields of Application: Transportation				
Product Type	Application Function	Figure	Requirements	Special Characteristics
PowerBlock, Customized	<p>Recuperation of Braking Energy/Power Boost</p> <ul style="list-style-type: none"> SuperCap unit stores energy generated by braking and releases it within short time for acceleration <p>Peak-Load Levelling</p> <ul style="list-style-type: none"> Coverage of power-peaks <p>Short-Term Energy Storage</p> <ul style="list-style-type: none"> Network support in local traffic systems by energy storage 	<p>"Rolling Stock"</p>  <ul style="list-style-type: none"> - Integrated heat sink - Saving of approx. 30% of energy by recuperation - Efficiency > 95% 	<ul style="list-style-type: none"> Energy saving High dynamic High efficiency Peak-power supply Reduction of overhead contact lines in historic cities 	<ul style="list-style-type: none"> Fast supply of several 100 A up to 3000 A in direct current operation Operating temperature range from -40°C to +65°C Many years of maintenance-free operation with clearly more than 1 000 000 charge/discharge cycles Life expectancy of more than 10 years Low weight as against batteries or secondary batteries Environmentally friendly materials
PowerBlock, Customized	<p>Motor Start</p> <ul style="list-style-type: none"> SuperCap unit supplies peak-power within a short time to crank an engine 	<p>Replacement of Starter Batteries (e.g. in diesel-electric engines)</p> <p><u>Saving:</u></p> <ul style="list-style-type: none"> - approx. 90% of weight - approx. 25% of fuel 	<ul style="list-style-type: none"> Power supply under extreme weather conditions (-40°C) Low weight Low fuel consumption No maintenance cost 	

WIMA SuperCap Modules - Power Supply (UPS)

Fields of Application: Power Supply (UPS), Telecom./Data Processing (Memory Backup)				
Product Type	Application Function	Figure	Requirements	Special Characteristics
PowerBlock, Customized	UPS <ul style="list-style-type: none"> Short-term power supply when mains power failure Peak-Load Levelling <ul style="list-style-type: none"> Coverage of power peaks 	UPS -Emergency Backup in Hospitals, Tele-communication Systems, Oil and Gas Extraction (cost-intensive processes)  - Micro-turbine start bridging	<ul style="list-style-type: none"> Emergency backup to avoid downtime after short blackout Peak-power supply Long life-time No maintenance cost 	<ul style="list-style-type: none"> Fast supply of several 100A up to 3000 A in direct current operation Operating temperature range -40°C to +65°C Many years of maintenance-free operation with clearly more than 1 000 000 charge/discharge cycles Life expectancy of more than 10 years Low weight as against batteries or secondary batteries Environmentally friendly materials
PowerBlock, Customized	Short-Term Energy Storage <ul style="list-style-type: none"> SuperCap unit stores energy for a short time e.g. after voltage drop 	Memory Backup - On-Board Logic  - Transferring data from DDR memory to flash card Memory Backup - Time Switch - Protection of clock information after voltage drop 	<ul style="list-style-type: none"> Memory backup for seconds/minutes Low weight No maintenance cost 	

WIMA SuperCap Modules - New Energy

Fields of Application: New Energy (Wind-, Solar Systems)				
Product Type	Application Function	Figure	Requirements	Special Characteristics
PowerBlock, Customized	Power Supply <ul style="list-style-type: none"> SuperCap unit supplies local electric systems which need power within short time 	Pitch Drive of Windmills  - Continuous adjustment of rotor blades angle - Pitch control functionally independent of line voltage - Emergency stop at blackout	<ul style="list-style-type: none"> Power supply under extreme weather conditions (-40°C) Emergency switch-off system Life-time of more than 10 years Low weight No maintenance cost 	<ul style="list-style-type: none"> Fast supply of several 100A up to 3000 A in direct current operation Operating temperature range from -40°C to +65°C Many years of maintenance-free operation with clearly more than 1 000 000 charge/discharge cycles Life expectancy of more than 10 years Low weight as against batteries or secondary batteries Environmentally friendly materials
PowerBlock, Customized	Short-Term Energy Storage <ul style="list-style-type: none"> Intermediate storage of peak-voltage to provide continued power 	Short-Term Energy Buffer in Solar Systems  	<ul style="list-style-type: none"> Energy buffer to avoid downtime after short blackout Power supply under extreme weather conditions (-40°C) Life-time of more than 10 years Low weight No maintenance cost 	



WIMA Quality and Environmental Philosophy

ISO 9001:2015 Certification

ISO 9001:2015 is an international basic standard of quality assurance systems for all branches of industry. The approval according to ISO 9001:2015 of our factories certifies that organization, equipment and monitoring of quality assurance in our factories correspond to internationally recognized standards.

WIMA WPCS

The WIMA Process Control System (WPCS) is a quality surveillance and optimization system developed by WIMA. WPCS is a major part of the quality-oriented WIMA production. Points of application of WPCS during production process:

- incoming material inspection
- metallization
- film inspection
- schoopage
- pre-heating
- pin attachement
- cast resin preparation/encapsulation
- 100% final inspection
- testing as per customer requirements

WIMA Environmental Policy

All WIMA capacitors, irrespective of whether through-hole devices or SMD, are made of environmentally friendly materials. Neither during manufacture nor in the product itself any toxic substances are used, e.g.

- | | |
|------------------------|------------|
| - Lead | - PBB/PBDE |
| - PCB | - Arsenic |
| - CFC | - Cadmium |
| - Hydrocarbon chloride | - Mercury |
| - Chromium 6+ | - etc. |

We merely use pure, recyclable materials for packing our components, such as:

- carton
- cardboard
- adhesive tape made of paper
- polystyrene

We almost completely refrain from using

packing materials such as:

- foamed polystyrene (Styropor®),
- adhesive tapes made of plastic,
- metal clips.

RoHS Compliance

According to the RoHS Directive 2011/65/EU certain hazardous substances like e.g. lead, cadmium, mercury must not be used any longer in electronic equipment as of July 1st, 2006. For the sake of the environment WIMA has refrained from using such substances since years already.



WIMA Kondensatoren sind bleifrei
konform RoHS 2011/65/EU

WIMA capacitors are lead free
in accordance with RoHS 2011/65/EU

Tape for lead-free WIMA capacitors

DIN EN ISO 14001:2004

WIMA's environmental management has been established in accordance with the guidelines of DIN EN ISO 14001:2004 to optimize the production processes with regard to energy and resources.

Warning Notice / Technical Support

AC Voltage Load at the Mains

Anticipating possible interfering pulses, DC voltage capacitors must not be operated at the mains (line power), irrespective of the rated AC voltage. For this purpose, use approved electromagnetic interference suppression capacitors only.

Thermal Load in the Application

If a plastic film capacitor is overstressed due to inappropriate usage under AC voltage conditions, the temperature inside the

component may rise to an impermissibly high level. Thus, the dielectric film may subsequently be damaged leading to a short circuit or formation of smoke and even fire in the capacitor. It may also happen if the capacitor is overheated by an external heat source.

Shock and/or Vibration Load for Larger Case Sizes

For increased shock and vibration applications involving larger case sizes (i.e., PCM ≥ 22.5 mm pin spacing or greater), it is recommended to fix capacitors in an appropriate way; or special pin and tab terminations may be required respectively, to minimize pin separation from the capacitor element or the solder joint.

Processing

When processing plastic film capacitors it is mandatory to observe the application recommendations with regard to soldering and/or cleaning and drying processes.

General Remarks

All data, range surveys and application data correspond to the actual state of the art and were elaborated as thoroughly and precisely as possible. They are to be understood as general information, and the right for amendments and construction changes is reserved. Special customized designs which deviate from our catalogue data, irrespective of whether being based on factory standards, specifications or related data, do not release the user from his duty of care with regard to incoming goods inspection and production monitoring. In case of the components being purchased through second or third suppliers we urgently ask to compare the technical details with the data given by the manufacturer. In cases of doubt we recommend use is made of our technical support, since we do not take any responsibility for damages caused by inappropriate use or processing of our capacitors.